

**Panasonic IP Softphone** has been updated with a completely new graphical interface but still provides consistent features and functions to complement the latest Panasonic handsets.

Improved menu navigation and button layout make the new Softphone even more intuitive plus with Clipboard Dialing and Conversation Recording as standard the new IP Softphone offers excellent value.

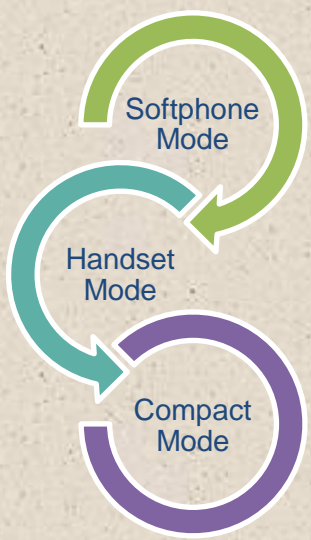
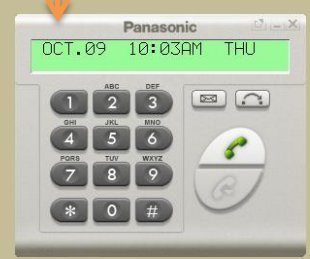
### System Requirements

Supported Communication Systems:

- KX-NCP, KX-TDE, KX-NS Series

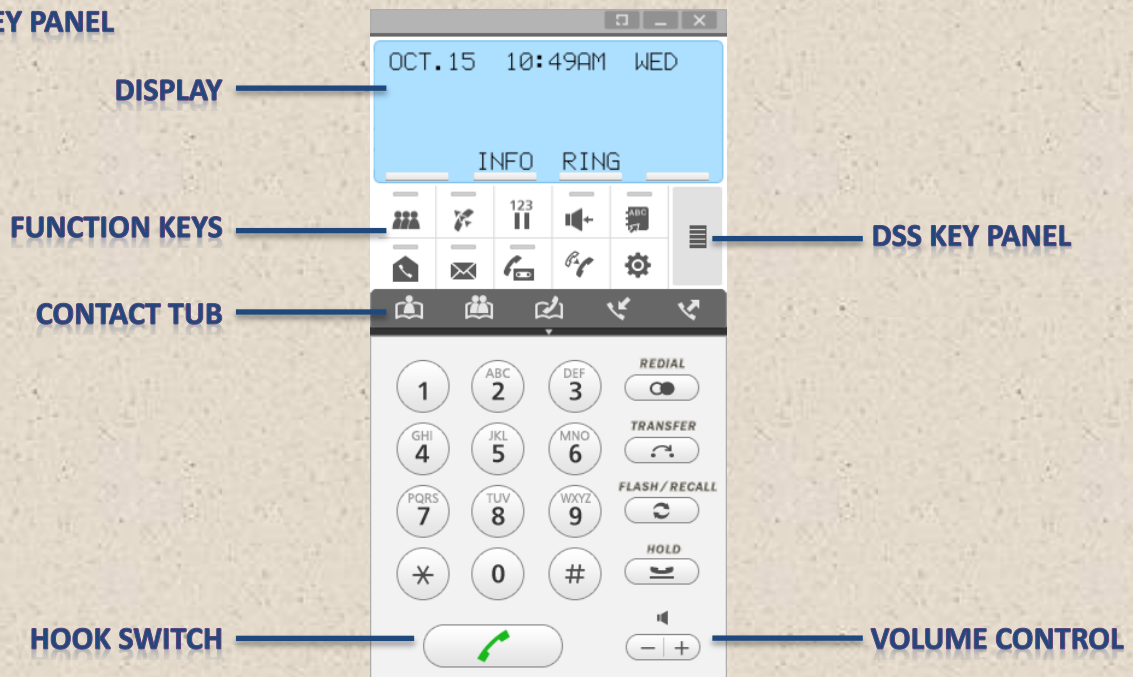
Supported Operating Systems:

- Windows® 7, Windows 8, Windows 8.1

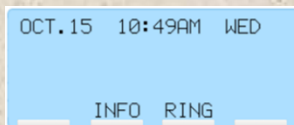


- Microsoft® .NET Framework 4.0 or later required.
- Microsoft and Windows are either registered trademarks or trademarks of Microsoft Corporation in the United States and/or other countries.

## DSS KEY PANEL



## DISPLAY



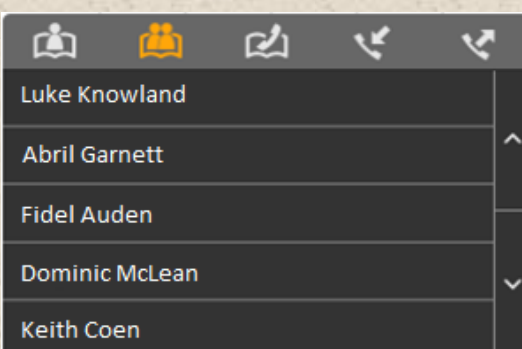
The 6-line display dynamically changes to present vital call information including caller name, number and target destination. Context sensitive soft keys are also presented when available along with live call status, time and date and menu options.

## FUNCTION KEYS



Allows the users to access frequently used functions such as Conference, Call Forwarding, Voice Recording, Messages and Option settings. Unlike a handset, AUTO DIAL on this tub is used to open / hide the System Directory.


## CONTACT TUB



Contact list available when idle:

- [1] Personal Directory
- [2] System Directory
- [3] Extension Directory
- [4] Incoming Call Log
- [5] Outgoing Call Log

Up to 5 contacts are displayed at a time.

Search each list using scroll buttons 

Each list is presented in alphabetical order and will loop back to the beginning in either direction.

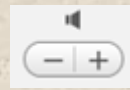
Please store frequently used dial numbers into flexible buttons on the DSS Key Panel as the text search in directories is not available.

## OFF-HOOK / ON-HOOK



Answer or end call.  
Indication changes dynamically.

## VOLUME CONTROL



Control RINGER volume when idle or SPEAKER volume during calls.

## OPEN / HIDE DSS KEY PANEL




Click to switch DSS panel display mode: Hidden (default), Compact or Full Display. Compact mode provides 4 pages – select the active page using the page number icon. Or switch to Full Display mode for all 48 function keys to be active.

1	2	3	4
01 Mark Salmo...			
02 Joe Fannin...			
03 Karen Burn...			
04 Emma Sheen			
05 05			
06 06			
07 07			
08 08			
09 09			
10 10			
11 11			
12 12			



1		2		3		4	
01 Mark Salmo...	13 ABC Co., L...	25 25		37 37			
02 Joe Fannin...	14 LMN Com	26 26		38 38			
03 Karen Burn...	15 15	27 27		39 39			
04 Emma Sheen	16 16	28 28		40 40			
05 05	17 17	29 29		41 41			
06 06	18 18	30 30		42 42			
07 07	19 19	31 31		43 43			
08 08	20 20	32 32		44 44			
09 09	21 21	33 33		45 45			
10 10	22 22	34 34		46 46			
11 11	23 23	35 35		47 47			
12 12	24 24	36 36		48 48			





## OPERATION AVAILABILITY

The following operations are only available with the Handset display mode.

- Handset programming using `PROG` soft key.
- The `Feature Access` sub menu under the soft button `MENU`. With new Softphone mode, store the desired features into flexible buttons on the DSS Key panel.
- Deleting the entries in Incoming / Outgoing Call Logs.

## ENHANCED FEATURES INCLUDED AS STANDARD

Conversation Recording and Clipboard are now available as standard.

No additional license is required.

## MEDIA RELAY GATEWAY

IP Softphone now supports Media Relay Gateway with the KX-NS series systems providing home or remote- worker users with easy setup and operation.

No additional equipment or activation keys are required.